






Adverse Weather Pack for Second Level.

<p style="text-align: center;"><u>Easimaths</u></p> <p>Log onto Glow by clicking here and signing in with your username and password.</p>  <p>Click on the Easimaths tile and answer the questions. One session lasts approx. 15 minutes.</p>	<p style="text-align: center;"><u>Virtual January Sales Shopping</u></p>  <p>Look online or in catalogues for 10 items that you would like to buy for yourself or someone else. How much does it currently cost? Calculate how much would it be if it had 10% off? Or reduced by 25%? Can you find a cheaper alternative?</p>	<p style="text-align: center;"><u>Number Spot</u></p>  <p>What numbers can you find around the home? Look for 4, 5 and 6 digit numbers. Write them down in order of size from smallest to largest. Can you rearrange the digits within them to make the number bigger? Smaller?</p>
<p style="text-align: center;"><u>Design a Game</u></p>  <p>Design a winter themed maths related game to play – it could be a board or card game or something you play outside. Identify the rules and resources. Plan your design, make, and then play it with someone in your family. Are there any changes you could do to improve it?</p>	<p style="text-align: center;"><u>Second Level Numeracy Activities</u></p> 	<p style="text-align: center;"><u>Measure and Make</u></p>  <p>Can you follow a recipe to make something tasty for your family's dinner or snack? Soup is perfect for a cold day! Or</p> <p style="text-align: center;">Click here for some child-friendly winter themed recipes to give you inspiration.</p>
 <p style="text-align: center;"><u>3D Snowflakes</u></p> <p>Make a selection of 3D paper snowflake decoration. They are quite impressive and look great hanging up. Experiment with different designs.</p> <p style="text-align: center;">Click here for an example of how to make one.</p>	<p style="text-align: center;"><u>Maths Snowball Fight</u></p> <p>Write down a variety of maths calculations using a separate piece of paper for each one. Scrunch each one up to make it into a snowball shape. Get someone to throw you a 'snowball' – you have to catch it and answer before the next one is thrown!</p>	 <p style="text-align: center;"><u>Times Tables</u></p> <p>Practice all the times tables – multiplication and division. You could play 'Hit the Button' by clicking here – questions are against the clock, so you need to be fast! Which table were you fastest at? Concentrate on the ones you found most tricky.</p>

<p style="text-align: center;"><u>Spelling</u> </p> <p>Use strategies from school to help practise your spelling words. e.g. elkonin boxes or diacritical marking.</p> <p>You can create a word list by typing them into Spelling City where you can play a selection of spelling games with your words.</p>	<p style="text-align: center;"><u>Reading</u></p> <p>Find something to read – it could be a book, recipe or magazine. Identify some tricky words that you've maybe not seen before – does it sound similar to another word you know? Can you find out what it means? Click here for an online dictionary to help you.</p>	<p style="text-align: center;"><u>Winter Word Challenge</u></p> <p>Find the 9 letter word in the wheel, and then see how many more words you can make from the letters. There are two rules - you can only use each letter once, and each word must include the letter in the centre of the circle. Click here for the Winter Word Wheel</p>
<p> <u>Listening and Talking</u></p> <p>Watch an episode of Newsround. Pick one story that interests you and research more information about it. You could then create a newspaper article or write a report about it. Watch Newsround - CBBC Newsround</p>	<p style="text-align: center;"><u>Second Level Literacy Activities</u></p> 	<p style="text-align: center;"><u>Writing</u> </p> <p>Use the story starters to spark your imagination on how to begin your short story – there are 60 to choose from! Story starters - THE LITERACY SHED</p>
<p style="text-align: center;"><u>Pobble</u></p> <p>Pobble365 shows one picture and a selection of related activities you could complete each day. What will today's be?</p> <p>Or use this link to take you to a selection of fun quick activities. Quick Literacy Activities</p>	<p style="text-align: center;"><u>In A Twist!</u> </p> <p>Can you make up your own tongue twister rhyme? Click here to listen to some examples then have a go at writing your own! Tongue Twister Examples</p> <p>Bonus points if you give it a wintery theme!</p>	<p style="text-align: center;"><u>Poetry</u></p> <p>Listen to some of the world's best poems being read aloud here: Children's Poetry Archive</p> <p>Can you create your own Winter themed poem? Or learn to recite one from the website? Research some of the featured poets.</p>

Joe Wicks Fitness

Keep up your fitness during the snowy weather by completing some indoor workouts by Joe Wicks.

[5 Minute Move | Kids Workout 1 | The Body Coach TV - YouTube](#)

Yoga

Take time to chill out. Yoga is a great way to clear your mind and has many health benefits.



[Yoga With Adriene - YouTube](#)

Healthy Meals

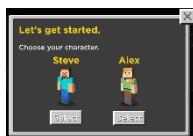
Let the adults take a night off from cooking!

Your challenge is to plan a healthy snack or meal for the whole family.

You could then make it for your family to enjoy. Supervision may be needed in the kitchen.

Coding Challenge

Go to <https://code.org/learn> and choose a coding activity to complete.



Second Level HWB Activities



Morse Code Challenge

Write a secret message for a family member using the Morse Code.

Ask them to decode it.

[Learn Morse code here](#)

A--	J=--	S=..
B=...	K=-=	T=-
C=-..	L=..=	U=...
D=-.-	M=-	V=...=
E=.	N=-.	W=-.-
F=..=	O=-=-	X=-.-
G=-.	P=-.-	Y=-.-
H=...=	Q=-.-	Z=-.-
I=..	R=-.-	



Snow Fun!

Wrap up warm and get outside! Build an igloo big enough to sit inside, or a family of snowmen, slide down a hill - and make the most of the snowy weather! Warm up afterwards with a hot chocolate drink.

Design a Starbucks Smoothie

Starbucks want you to design a new smoothie for their Winter collection.

Write the recipe -

List the ingredients.

Method- how do you make it?

Draw a picture of what it will look like.

Can you now make it?



Family Games Night

Plan a family games night. Maybe you want to try out the game you made in the Maths activity? Or you may already have a board or card game at home?

[Click here for a selection of game ideas.](#)